

Number Flag Decoration



◦ How to Use:

This is a digital product, available for instant download in PDF format after purchase.

1. Print Instructions:

- Print all pages in A4 size using a color printer for best results.
- Alternatively, you can print in black and white on colored paper for a vibrant look.

2. Cutting & Trimming:

- Carefully trim the excess borders from the printed pages to maintain a neat appearance.

3. Mounting Options:

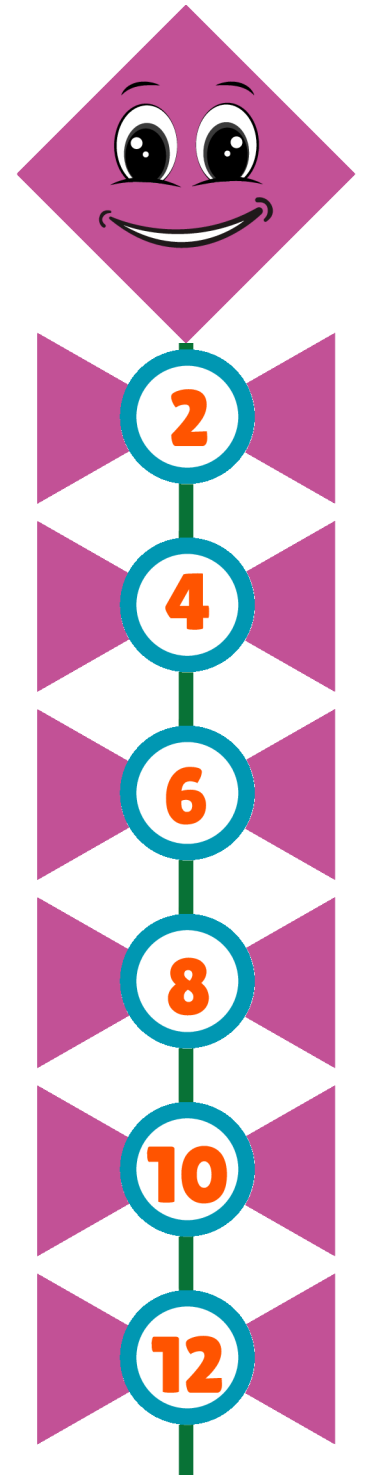
- For extra durability, you can laminate each flag or mount them on a sturdy board.


4. Assembling the Flags:

- Use a ribbon or string to assemble the flags.
- Follow the included diagram for proper order and spacing.
- Secure each flag to the ribbon using a stapler or tape.

5. Display Ideas:

- Hang the completed flag line in your child's study room, classroom, or play area to brighten the space and make learning fun!





5



10





15



A large, bold black number '20' is centered within a white circle. The circle is outlined with a thick teal border. Two large teal triangles extend horizontally from the left and right sides of the circle, creating a bow-tie or ribbon-like shape.

20





25



30





35





40





45





50





2



4



6



8



10





12



14



16



Two large orange triangles pointing towards each other, framing a central white circle with a red border.


18





20





The background features two large green triangles pointing towards each other, meeting at a central white circle. The circle has a thick dark teal border.

10



The background features two large green triangles pointing towards each other, meeting at a central white circle. The circle has a dark teal border.

20



30



The image features a central white circle with a dark teal border. Inside the circle, the number '40' is written in a large, bold, magenta font. The circle is flanked by two large green triangles that point towards it, creating a symmetrical design.

40




The background features two large green triangles pointing towards each other, meeting at a central white circle. The circle has a thick dark teal border.


50



60







80







100

