



Data Handling

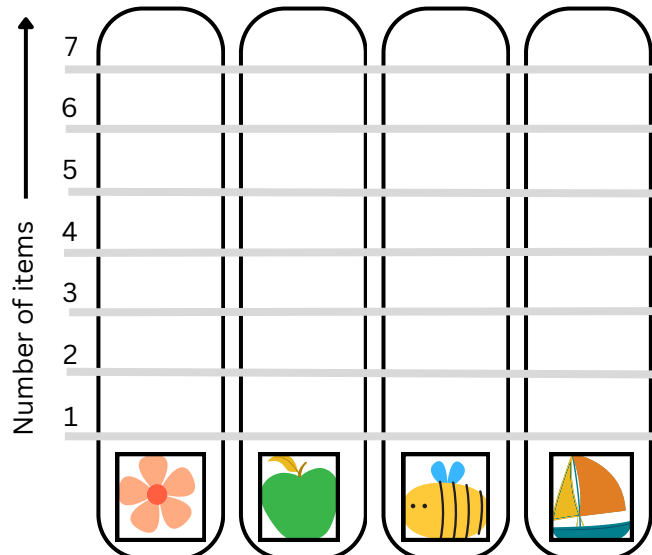
Count the number of each item, and complete the questions below:



1. Total number:

2. Write in tally marks:

3. Complete the graph:



Items

4.


The most common item is:

5.

The least common item is:

MY FAVORITE FRUIT

Mrs Brown asked her students what their favorite fruit was. Drag them into the table.



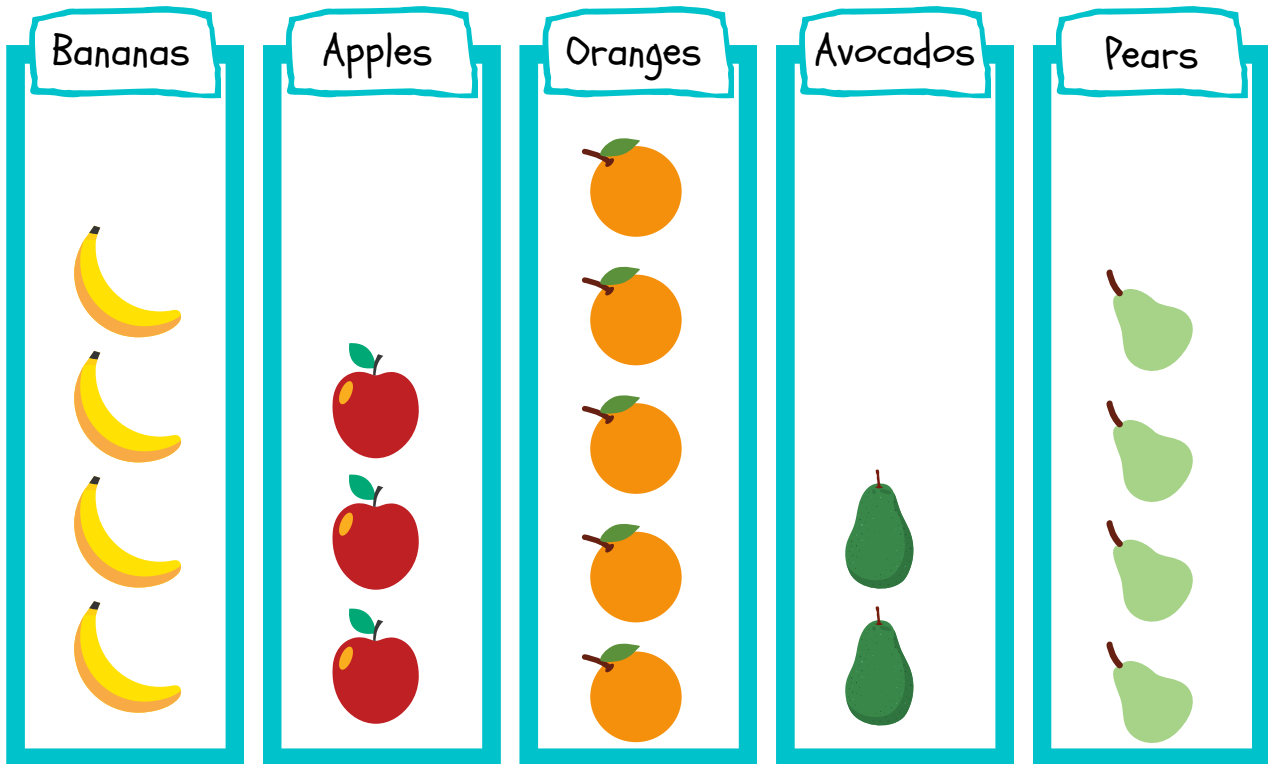
Cherries	Grapes	Mangos	Blueberries

① What was the most popular fruit in the class?

② What was the least popular fruit in the class?

③ How many people were surveyed in total?

Data Handling



Answer the questions below based on the picture!

- 1.How many children like pear?
- 2.How many children like apple?
- 3.Which fruit do children like the most?
- 4.Which fruit do children like the least?
- 5.Which fruit do children like the same?

I spy with my little eye

SUMMER

Count the pictures and write their numbers.

